TOP TOOLROOM RN35 FEATURES YOU'LL LOVE USING

Productivity gains for cutting tool software - now and into the future

RN35 unlocks faster workflows, easier changes, smarter setup, and more confident grinding.

ANCA
CNC MACHINES

Why upgrade to ToolRoom RN35?

Cutting tool manufacturers are under constant pressure to do more with the same resources — shorter lead times, more tool variety, tighter quality expectations and less room for trial and error.

RN35 introduces practical enhancements that help operators work faster, reduce risk and get more from ANCA's targeted software every day.

This guide highlights the RN35 features users are most excited about for practical productivity gains.

Explore how these **"wow" features** can improve tool development, setup, correction, validation and documentation.

These are useful tools designed to help you:



- **speed up tool development**
- **reduce manual work and back-and-forth**
- **improve setup confidence**
- **make changes more safely**
- **reduce avoidable errors**
- **get more consistent results**
- **support stronger long-term production performance**

Feature 1

Free form drawing in step editor

Faster specials development with less CAD dependency

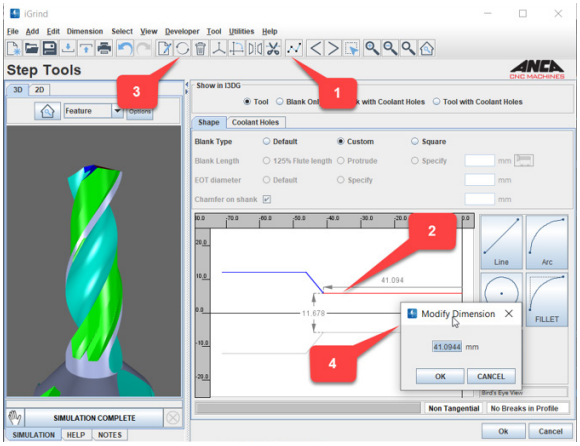

What it does
Free form drawing in step editor lets users sketch complex tool geometry directly in ToolRoom, reducing the need to move back and forth between ToolRoom and external CAD software for every design change.

Why you'll use it
For specials, prototypes and short runs, users can make quick design changes, iterate faster and rely less on CAD support.

Why it matters
Instead of waiting for geometry changes to be created or adjusted elsewhere, users can work more directly inside ToolRoom. This helps speed up development and makes design changes more accessible to day-to-day users.

Best for

- specials development
- prototype tools
- short runs
- frequent design changes
- reducing engineering/programming back-and-forth

Big benefit

Faster iteration, fewer handovers and a more flexible workflow.

Feature 2

Feedrate Optimizer

Smarter cycle-time improvement without manual trial and error

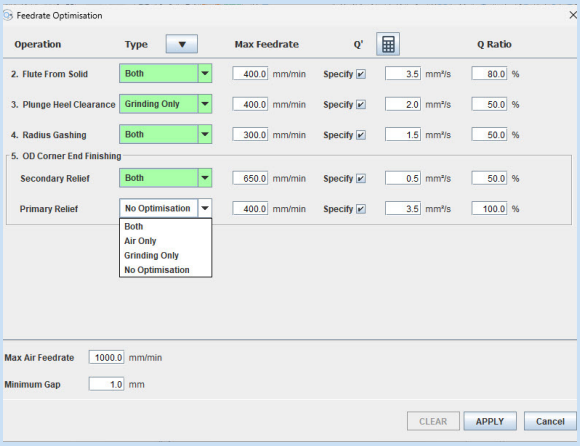

What it does
Feedrate optimizer automatically adjusts feed based on wheel load and engagement, allowing the machine to run as fast as conditions allow without overloading the grinding process.

Why you'll use it
Traditionally, optimizing feedrates can depend heavily on experienced programmers and manual trial-and-error tuning. RN35 helps reduce that burden by applying smarter feed adjustment based on the process conditions.

Why it matters
Customers can achieve shorter and more consistent cycle times while helping protect surface finish and wheel life.

Best for

- cycle-time reduction
- productivity improvement
- more consistent grinding
- reducing manual feedrate tuning
- better use of machine capability

Big benefit

Shorter, more consistent cycles with less manual optimization effort.

Feature 3

Error locations/intuitive troubleshooting

Find the issue faster and fix it more confidence

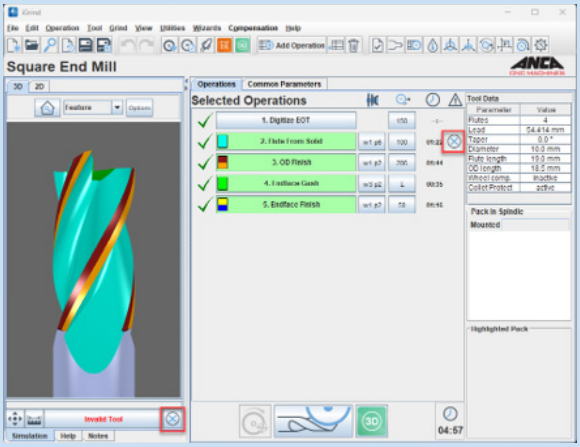

What it does
RN35's error location capability helps highlight where on the tool or grinding path a configuration or geometry issue occurs, rather than relying only on a generic error message.

Why you'll use it
When something is wrong, users need to know where to look and what to fix. More intuitive error information reduces guesswork and makes troubleshooting easier, especially for less experienced users.

Why it matters
Faster troubleshooting means shorter setup time, fewer incorrect fixes and more confidence when resolving issues.

Best for

- newer ToolRoom users
- busy applications teams
- complex tool setups
- faster troubleshooting
- reducing setup delays

Big benefit

Less time searching for the problem and more confidence applying the right fix.

Feature 4

On-machine measurements

Reduce off-machine inspection during setup

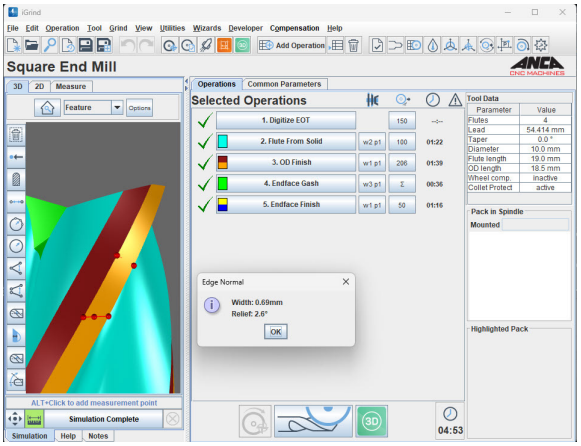

What it does
On-machine measurements allow users to measure directly through the grinder interface, reducing the need to rely on off-machine inspection during setup.

Why you'll use it
Moving between the grinder and separate inspection equipment can slow setup and interrupt workflow. RN35 helps bring more measurement capability into the grinding environment.

Why it matters
Customers can check and adjust more efficiently, supporting faster setup and smoother day-to-day operation.

Best for

- setup efficiency
- reducing non-grinding time
- production environments
- users wanting a smoother workflow
- reducing inspection interruptions

Big benefit
Faster setup and fewer process interruptions.

Feature 5

Grind configuration options

Test changes safely before committing to grind

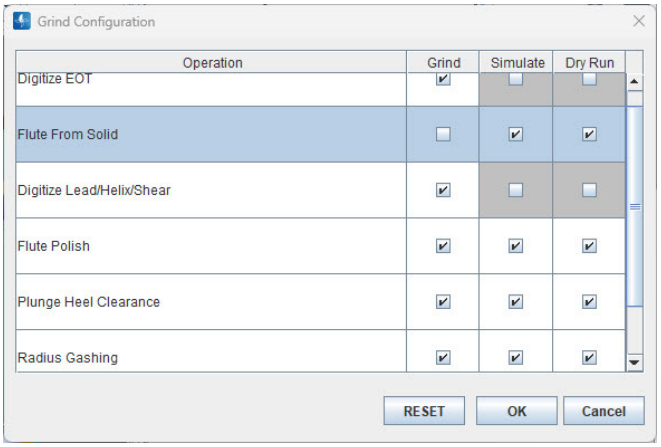

What it does
Grind configuration options allow selected operations to be marked as “simulation only”, so users can test changes, verify clearances and check cycle logic without actually grinding selected geometries.

Why you’ll use it
This gives users a safer way to validate changes before they implement on the physical tool. It is also valuable where there is risk of an operation being turned on or off by mistake.

Why it matters
By checking cycle logic and clearances first, customers can reduce risk during setup and process development.

Best for

- complex tool processes
- setup validation
- process development
- reducing accidental operation errors
- less experienced users

Big benefit

More confidence before grinding and reduced risk of avoidable mistakes.

Feature 6

Gashing oscillation

Improve gash quality in tough materials

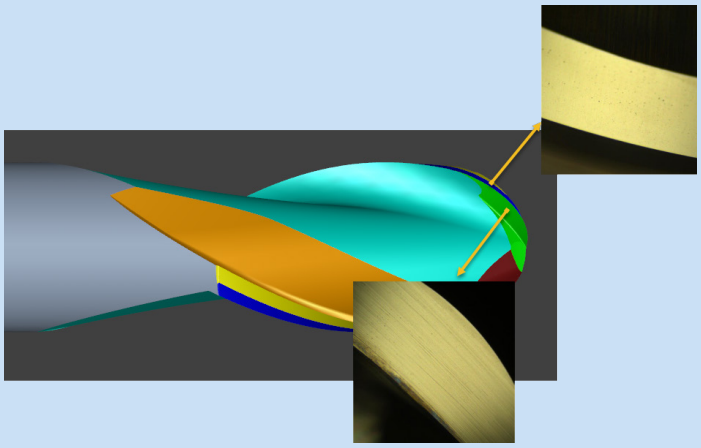

What it does
Gashing oscillation adds controlled movement during gashing to improve surface finish and reduce micro-fracturing and burning.

Why you’ll use it
It helps create more stable gash forms and supports better cutting performance, especially when grinding tougher materials or more demanding tool geometries.

Why it matters
Better gash quality can help improve tool performance, reduce heat-related damage and support longer wheel and tool life.

Best for

- tough materials
- demanding gashing operations
- improving surface finish
- reducing burning
- customers focused on cutting performance and tool life

Big benefit

More stable gash forms, better tool performance & longer wheel & tool life.

Feature 7

Freeze function

Experiment safely without losing a proven process

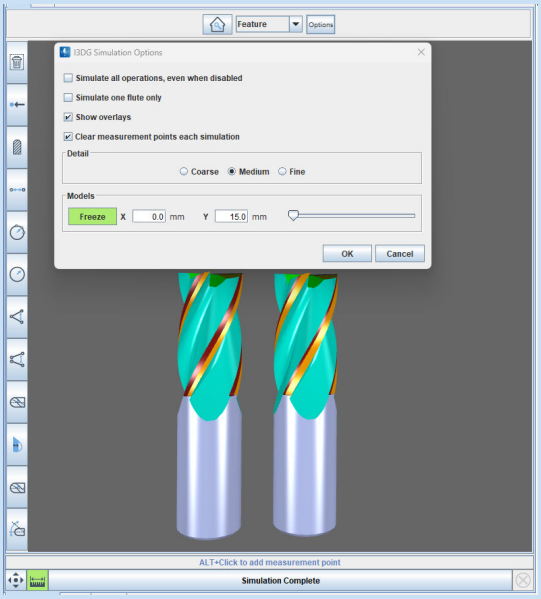

What it does
The freeze function locks in proven grinding parameters on a secondary model, allowing users to test changes around a known good process.

Why you'll use it
It gives users a safe way to experiment, compare changes and refine a process without risking the original setup.

Why it matters
When a process is already working, users are often hesitant to make changes. The freeze function gives them more confidence to optimise, test and compare without breaking what already works.

Best for

- process development
- testing new grinding parameters
- comparing setup changes
- training less experienced users
- protecting proven processes during optimisation

Big benefit: Safer experimentation, easier comparison and less risk when refining a known, beneficial process.

Feature 8

Revamped SPC software

Smarter process control for high-volume production

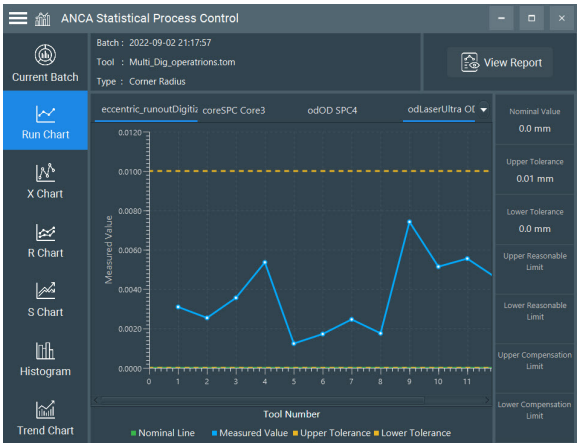

What it does
The revamped SPC structure modernises how ToolRoom captures, stores and displays statistical control data, helping users monitor key tool measurements and process capability more effectively.

Why you'll use it
For high-volume manufacturing, users can track important tool parameters, review SPC charts & support better process control. RN35 also introduces SPC Charts Basic and Advanced options.

Why it matters
Better SPC visibility helps customers identify trends, monitor capability and respond before process issues become production problems.

Best for

- high-volume tool production
- process capability monitoring
- quality-controlled manufacturing
- teams needing traceability and production data

Big benefit

Clearer process data, stronger quality control and more confidence during extended production runs.

Other useful ToolRoom RN35 features to explore

Want to get more value from your ToolRoom software?

Discover how these additional features deliver everyday benefits:

Profile fluting

- A standard option available from Flute from solid. This option allows the user to control and maintain hook/rake angle along the trajectory of the cutting edge on a given profile.

Benefits - Increases cutting performance and life of the tool due to uniform hook/rake angle along the cutting edge.

Step Editor Length adjustments

- Step section lengths can be directly adjusted from the step editor dialogue. It can also be accessed and corrected individually from the step sections.

Benefits - Ease of use and accessible directly from the menu.

OD Finish Multiple Reliefs

- In this mode relief the number of reliefs is unlimited, and the angle and land width can be defined in a table.

Benefits - All reliefs can be programmed by a single operation.

VRML Import

- New option added to import VRML models into iGrind design view.

Benefits - Match the cutting edges in tools like Ballnose, corner radius, variable helix/index tools etc that are available from market.

LaserUltra Enhancements

- Additional ability to do oscillations during analog measurements.
- Continuous scan of OD and ball, OD corner etc to improve cycletime on these tooltypes.
- Measurement of OD primary relief, secondary relief, OD land width etc with LaserUltra

Benefits - More in-process measurements and compensation to reduce scrap and maintain quality control.

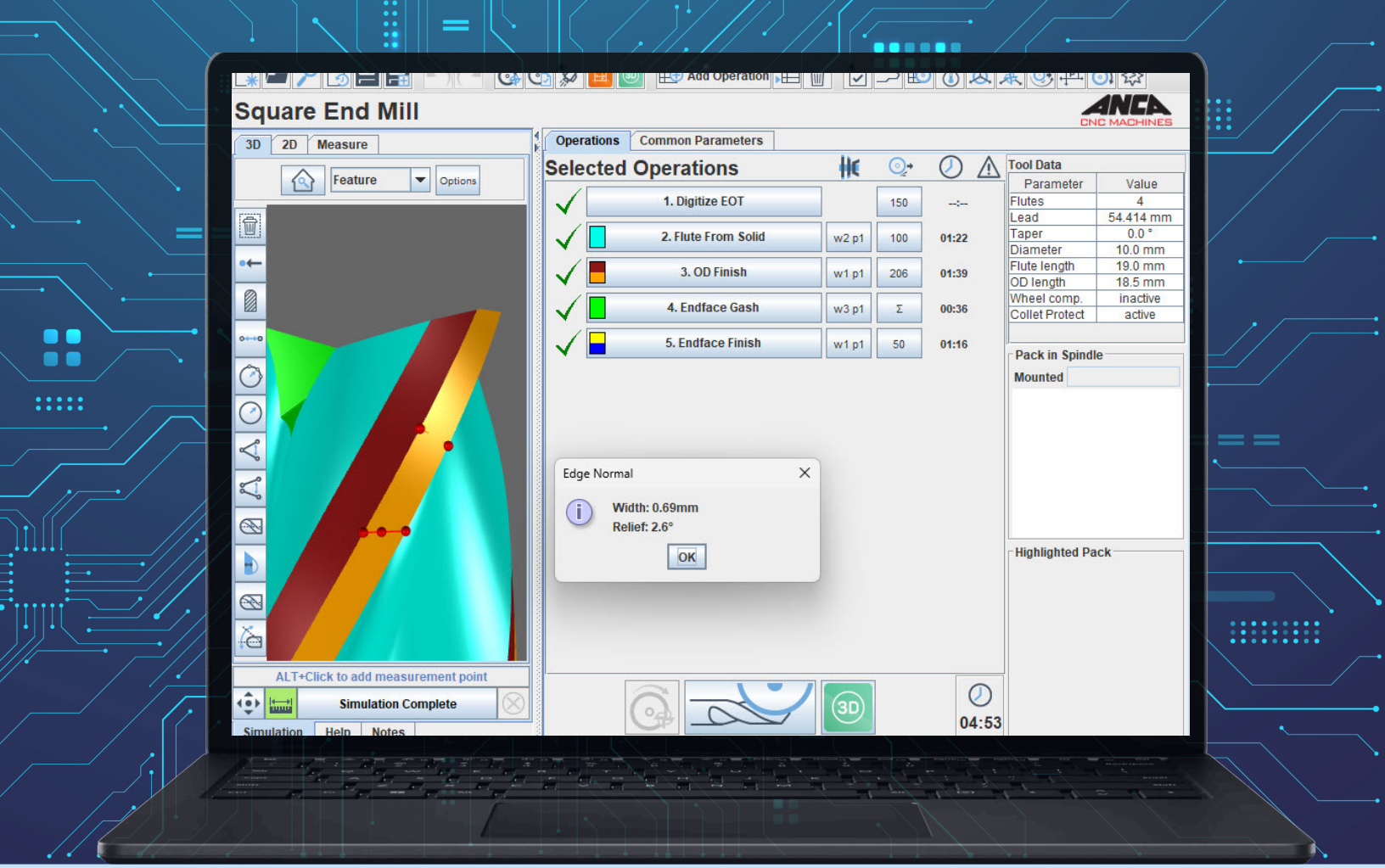

ToolRoom RN35: Easier, Faster, Smarter

ToolRoom RN35 is designed to make advanced tool grinding workflows easier, faster and more intuitive, with practical features that help users improve productivity, reduce risk and get more from their ANCA software every day.

Why these features matter

ToolRoom RN35 is not just about adding more functions and elements. It is about helping users work more efficiently and with more confidence.

The features highlighted in this guide support four practical outcomes:

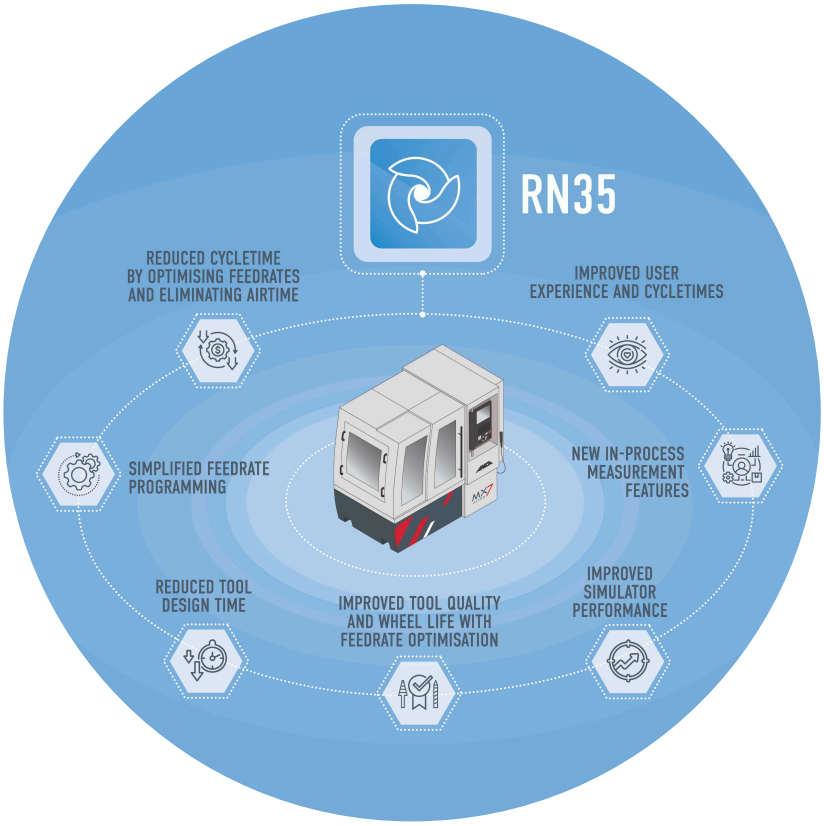

1. Faster workflows
Less back-and-forth, quicker changes and faster setup.

2. More flexibility
Better support for specials, short runs, tool changes and evolving customer requirements.

3. Easier day-to-day use
More intuitive troubleshooting, simpler corrections and practical features operators can use regularly.

4. Stronger long-term productivity
Better process confidence, reduced risk and more value from software over time.

Ready to see what ToolRoom RN35 can do for your operations?

Discover how upgrading to RN35 can boost your productivity and support your tool grinding operations.

- **Speak with your local ANCA representative**
- **Book a ToolRoom RN35 demonstration**

Upgrade to RN35 for productivity gains now and stronger performance over time.

ARE YOU A MEMBER OF THE ANCA CLUB?

Get exclusive access to valuable training information, software releases and updates. For ANCA Customers only, access is arranged by request via **ancaclubenquiries@anca.com**

DO YOU RECEIVE OUR MONTHLY E-SHARP NEWSLETTER?

Translated into nine languages, every month we share customer success stories, latest products, services and tips and tricks on how to get the most from your grinding investments. **Sign up at www.anca.com/subscribe**

TOOL TIP TUESDAY

Follow #ANCAToolTipTuesday for weekly tips on getting the most out of your ANCA software

CONNECT WITH US AND STAY AHEAD

@ANCACNCmachines

www.anca.com

ANCA ACADEMY

The ANCA Academy show covers technical topics through educational videos on new applications and features

---

TOOLROOM RN35

ANCA CNC MACHINES